

iVention Scheduler for Hospitals



Schedule your Hospital personnel, workstations and activities with iVention Scheduler

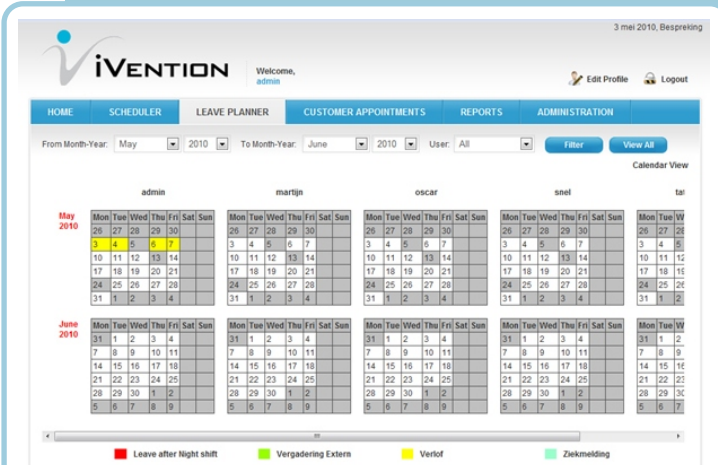
With iVention Scheduler, doctors can streamline their hospital proceedings and schedule unit, department, and room wise activities. The recurring schedule feature of the iVention scheduler enables the doctor to manage regular activities that repeat daily, weekly, or monthly.

Easy to add, manage, and facilitate users for the iVention Scheduler. Personalization is the key, as the user gets a flexibility to configure default home page to show either of the day, activity, or leave planner views. The iVention Scheduler provides an elegant solution for electronically unified hospital management.

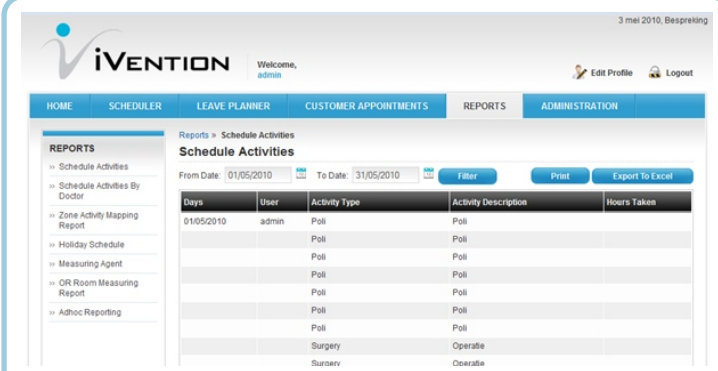
key Features:

Schedule Staff, Residents and Activities

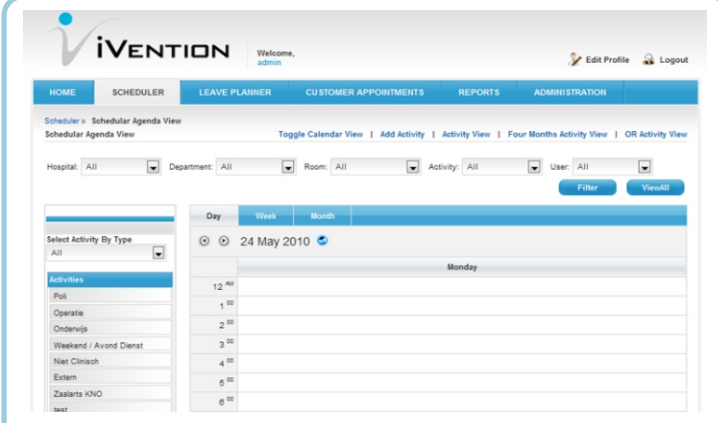
Managing a hospital may typically be a tough task, but unify the wide activities, staffs, patients, and other residents under a single system to manage all better. Poli tests, surgery rooms, and meetings can be scheduled for the doctors easily. The schedules are aptly made with the right details of the time including the hour, day, week, month, and year. Filters are available for narrowing the search for queries on doctors, activities, rooms, and patients.



View all user leaves including public holidays. Color is maintained to display different type of leaves.



View datewise activities for users who work for that activity with details like how many hours has been spent in activity.



Drag and drop activities to calendar and create activity for selected time.

iVention Scheduler for Hospitals

Manage Holidays and Leaves

The iVention Scheduler provides a comprehensive workflow tool to manage holidays and leave applications. There are a fixed number of holidays and leaves permitted to any staff member of the hospital. With the attendance management system the administrator can keep a detailed and timely record of the holidays and leaves taken by any personnel and the number of leaves that remain.

Microsoft Office Outlook Integration and Synchronization

With the Microsoft Office Outlook synchronization the doctors can keep their Outlook calendars in sync with the iVention Scheduler so that for any schedule added or edited, the doctors get a real time mail of the update. The Outlook synchronization feature supports both the 2003 and 2007 versions of Microsoft Office Outlook.

Comprehensive Activity View

The activity view report of the iVention Scheduler shows the details of the activities that are scheduled for that time. The details include the start and end times, authorized person and the room if applicable. The view shows schedules for the day, week, and month.

Drag & Drop the activities into the Schedule

Information management can be tedious and manual and to eliminate time consumptions iVention Scheduler facilitates the users with drag-and-drop features that require the use to just pick an activity and drop it onto the day and time of the schedule. The schedule is set and shown on the scheduler view.

The screenshot shows the 'Activity Report' page for the date 20/05/2010. It features several tables and filters. The 'Poli' table lists activities with columns for User, Room, and Time. The 'Surgery' table lists activities with columns for Patient, Doctor, and Procedure. Other sections include 'Night Shifts/Weekend', 'LEAVE', 'Non-Clinical', 'Education', and 'Meeting', each with a 'No Records Found' message.

Display the activity schedule on selected date, schedules for activities like poli, surgery, night shifts/ weekend.

The screenshot shows the 'Calendar View' for May 2010. The calendar grid shows activities for each day, with a blue icon indicating public holidays. The interface includes navigation arrows and a 'Filter' button.

View your holidays and those of others if you are logged-in as manger. The blue icon display public holidays falls in particular month.

The screenshot shows the 'Manage User Leave' page. It includes a sidebar with navigation options like 'Management Zones', 'CMS', 'Management Customers', etc. The main content area shows a table of leave requests with columns for User, Description, Start Date, End Date, Status, Activities, Approve, and Disapprove.

Approve/reject leaves of staff members.